


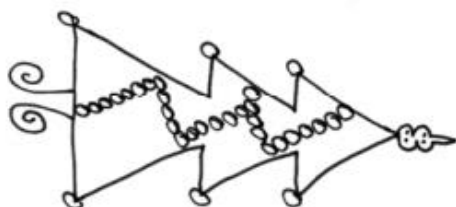



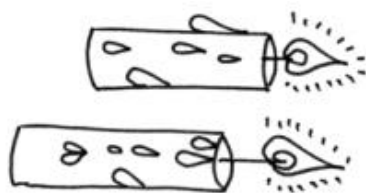
ÚKOL 1: MAMINKA SBÍRÁ ZVONEČKY. PŘI ÚKLIDU SE JICH NĚKOLIK ROZBILLO. SPOJ
STŘEPEY SE ZVONEČKY.

© VERONIKA ŠIBLOVÁ (PREDSKOLACI.CZ)



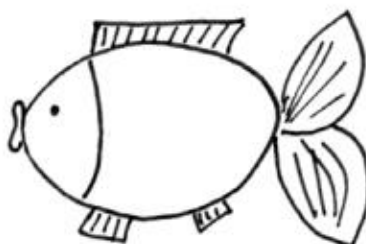
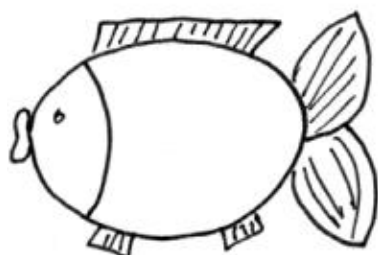
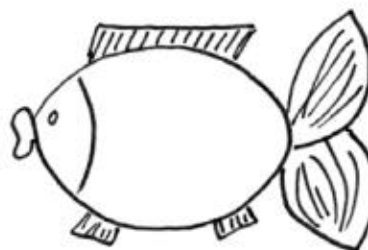

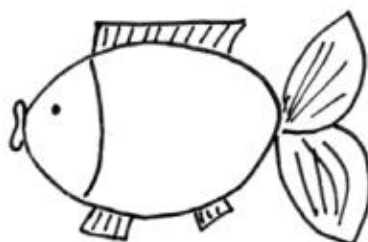

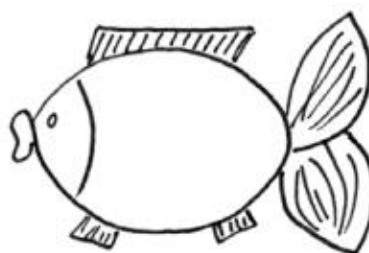

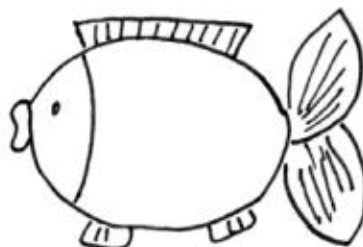
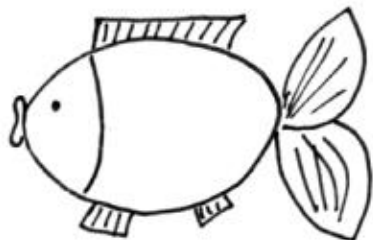
ÚKOL 2: ŠKRTNI SYMBOLY, KTERÉ NEPATŘÍ K ZIMĚ (VÁNOCŮM).

© MGR. MARIE BALCÁRKOVÁ (PREDSKOLACI.CZ)



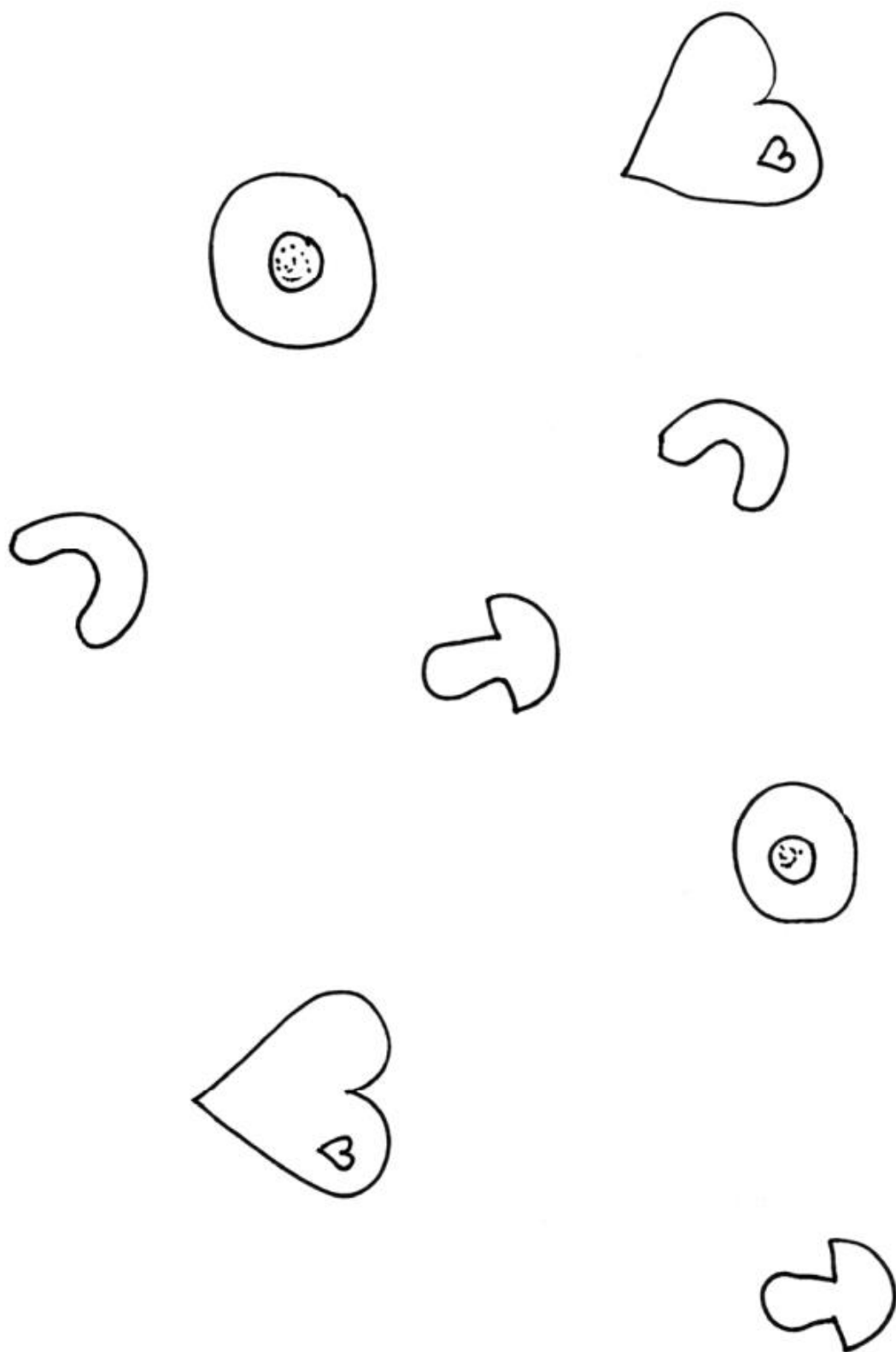
ÚKOL 3: VYBARVI 5 KAPRŮ A DOKRESLI JIM ŠUPINY.

© VERONIKA ŠIBLOVÁ (PREDSKOLACI.CZ)



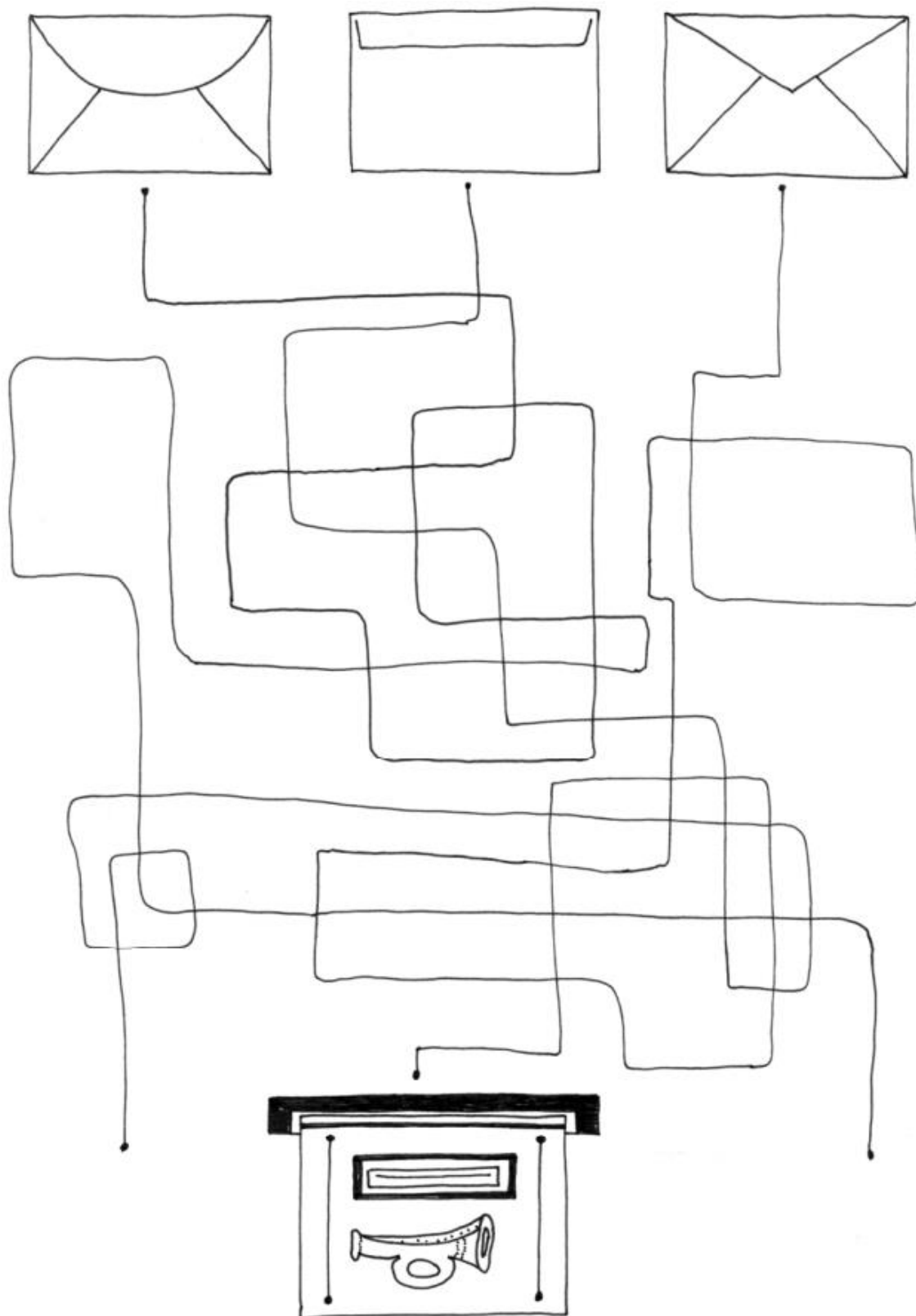
ÚKOL 4: MAMINKA PEČE CUKROVÍ. POMŮŽEŠ JÍ? SPOJ ČAROU STEJNÉ DRUHY CUKROVÍ.

© VERONIKA ŠIBLOVÁ (PREDSKOLACI.CZ)




ÚKOL 5: ZJISTI, KTERÝ DOPIS BUDE POSLANÝ POŠTOU JEŽÍŠKOVI.

© MGR. MARIE BALCÁRKOVÁ (PREDSKOLACI.CZ)




ÚKOL 6: ZDOBÍME STROMEČEK. POMOZ NÁM A OBTÁHNI TEČKOVANÁ MÍSTA NA STROMEČKU.

© VERONIKA ŠIBLOVÁ (PREDSKOLACI.CZ)






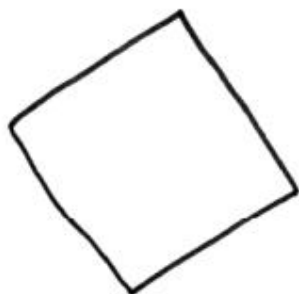
ÚKOL 7: PODÍVEJ SE NA OBRÁZKY A ZAKROUŽKUJ TY, KTERÉ MŮŽE HAJNÝ VĚNOVAT ZVÍŘÁTKŮM V LESE. DÁRKY, KTERÉ SE NEHODÍ ZVÍŘÁTKŮM, ŠKRTNI A ŘEKNI K ČEMU JE POUŽIJEŠ?

© MGR. MARIE BALCÁRKOVÁ (PREDSKOLACI.CZ)



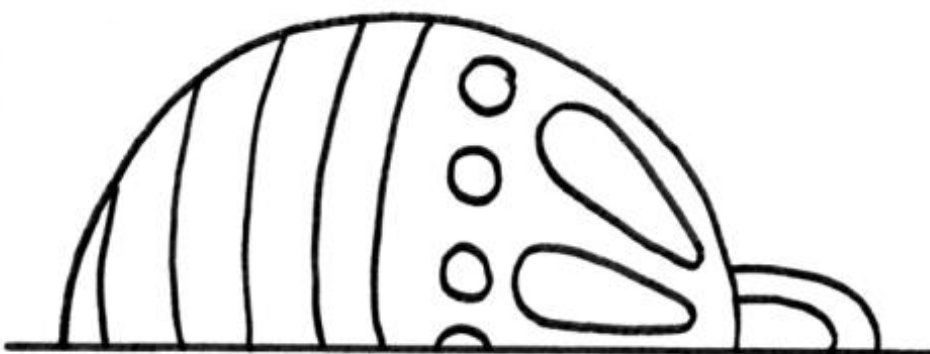

ÚKOL 8: PŘEDSTAV SI, ŽE PASTELKA JE POLEVA, A NAZDOB SI SVÉ PERNÍČKY.

© TEREZA BARTOŠOVÁ (PREDSKOLACI.CZ)



ÚKOL 9: DOKRESLI VÁNOČNÍ OZDOBY A OBRÁZKY VYBARVI.

© ELIŠKA AMBROŽOVÁ (PREDSKOLACI.CZ)



ÚKOL 10: VYBARVI TOLIK OBRÁZKŮ, KOLIK TI NAPOVÍDÁ ČÍSLO.

© MGR. MARIE BALCÁRKOVÁ (PREDSKOLACI.CZ)

